

LINOWES
AND BLOCHER LLP
ATTORNEYS AT LAW

February 28, 2005

C. Robert Dalrymple
301.961.5208
bdalrymple@linowes-law.com

Ms. Elizabeth B. Davison
Director
Department of Housing and Community Dev.
Montgomery County, Maryland
100 Maryland Ave., 4th Floor
Rockville, Maryland 20850

Re: Silver Spring Gateway; Project Plan No. 9-04002A

Dear Ms. Davison:

At the request of Wynn Witthans of M-NCPPC Staff, I am sending you this letter to confirm that the referenced optional method project, a mixed use project in the Silver Spring CBD which will include 477 multi-family dwelling units, including 60 MPDUs, will provide the MPDUs on-site pursuant to the provisions of Chapter 25A of the Montgomery County Code. As we work towards obtaining building permits for this project, we will execute the appropriate documents with your office relative to these on-site MPDU units. If you have any questions, please do not hesitate to contact me.

Very truly yours,

LINOWES AND BLOCHER LLP





C. Robert Dalrymple

cc: Ms. Wynn Witthans
Mr. Peter Jervey
Ms. Cathy Moy

L&B 405962v1/04376.0001





Proposal for Silver Spring Gateway

Carolyn Braaksma
© 2004 Braaksma Design

Proposal for Silver Spring Gateway

Contact Information

Artist – Carolyn Braaksma, Braaksma Design

Art Consultant – Francoise Yohalem

Developer – The JBG Companies

Architect – WDG Architecture

Landscape Architect: Christopher Schein, ASLA
Hord Coplan Macht

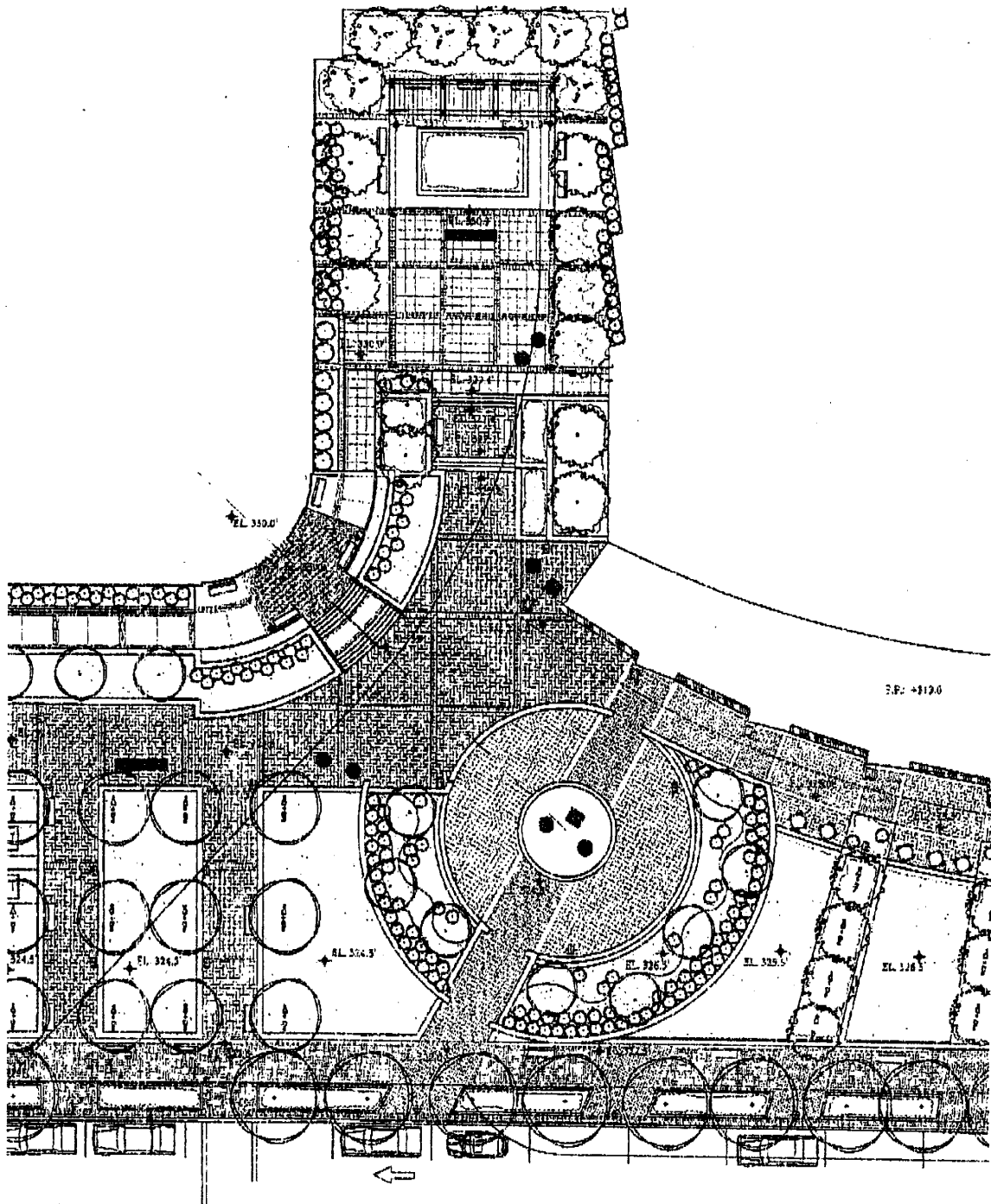
Silver Spring Gateway Art Enhancements

The Silver Spring Gateway Project seating reflects the architectural style of the Canada Dry building near the site. Both the form of the seating and the surfaces reference the Art Deco Period in art and architecture.

The seating is an emulation of actual Art Deco style chairs – sometimes biomorphic, sometimes streamlined and angular, but rendered in durable outdoor materials. At first glance the outer surface of the chair is concrete. However, some surfaces of the chair will have the pattern of a Deco style upholstery that will be cut from stone and terrazzo, or cast in the concrete surface. Individual chairs may sit on a plinth of glass block that is lit from beneath.

The “upholstered” chairs bring the living room outside. Put two chairs together for a conversation or a tête-à-tête. With a table between, you can “do” lunch, play chess or sip coffee.

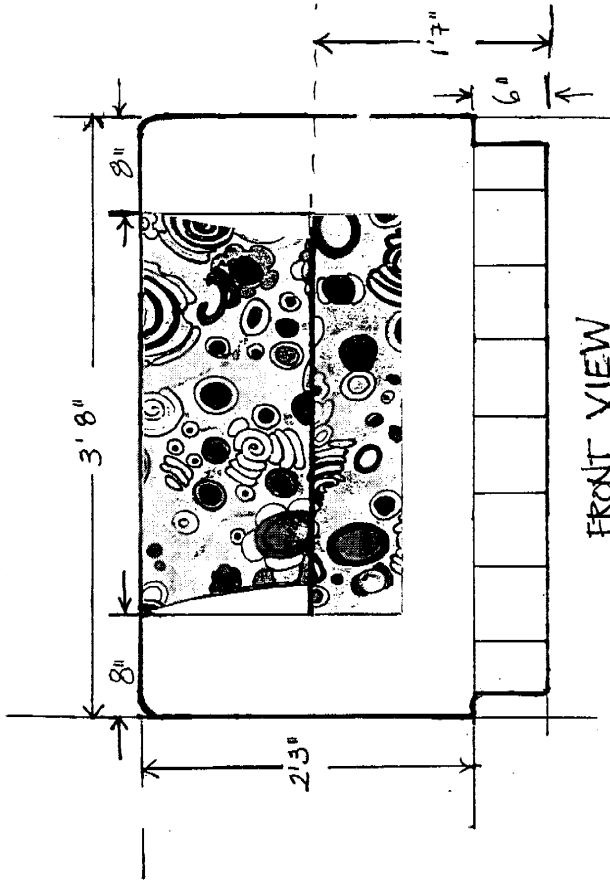




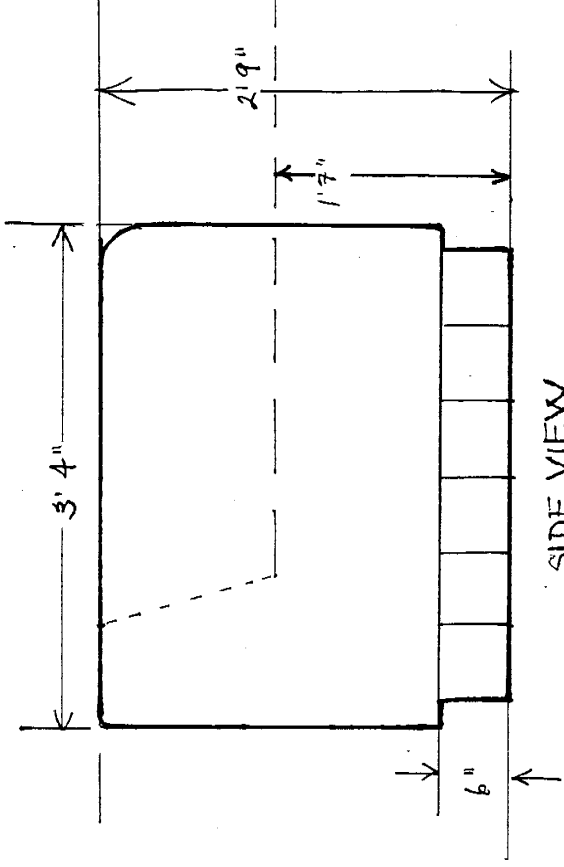
Site Plan showing location of seating

- Art Couch
- Upholstered Chair
- Deco Chair

③



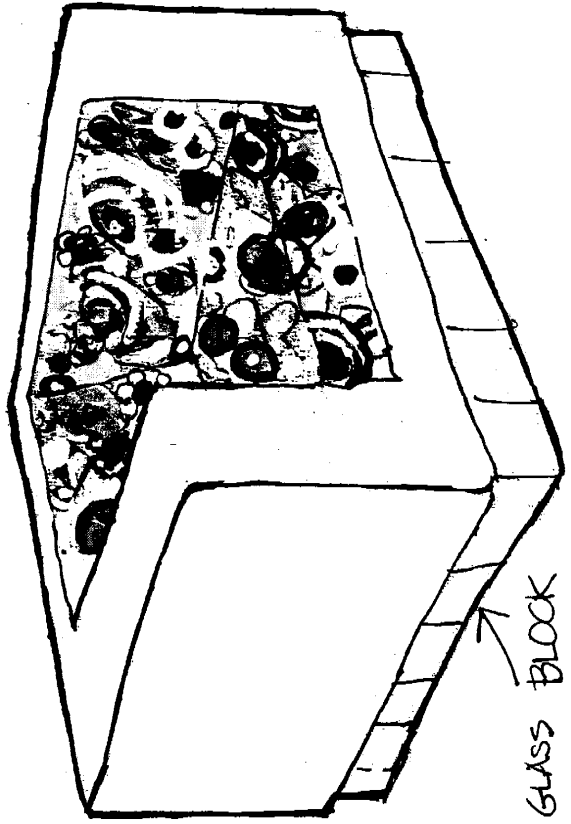
FRONT VIEW



SIDE VIEW

TECHNICAL INFORMATION

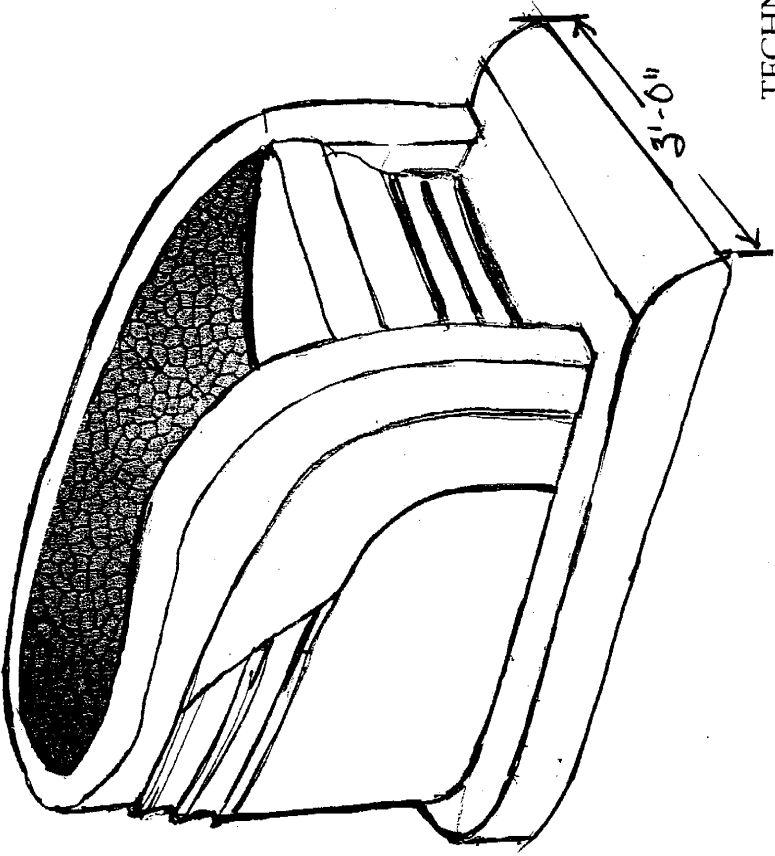
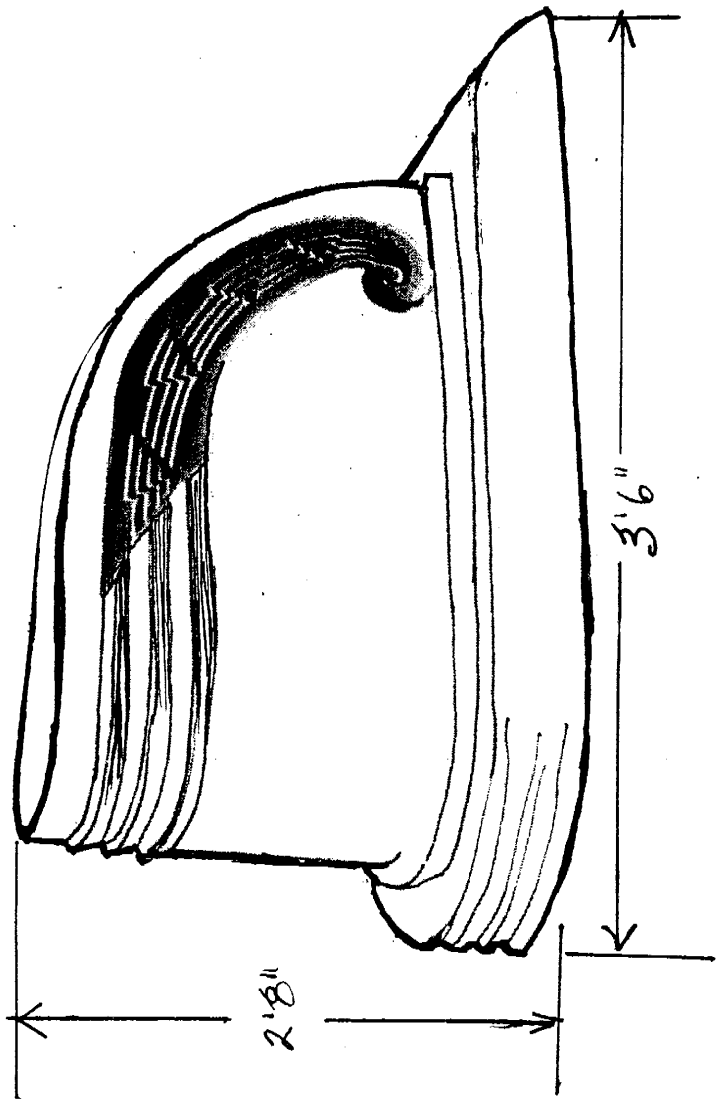
Title	Upholstered Chair
Size	2' 9" h x 3' 8" w x 3' 4" d
Weight	3500 lbs, 350 lbs psf
Material	Precast concrete
Construction	One unit Keyed to setting bed with stainless steel alignment anchor pins Anchored into plaza surface without a separate footing
Maintenance	Concrete sealer (Silane) will be applied on-site. Sealer should be reapplied annually.



3/4 VIEW

2

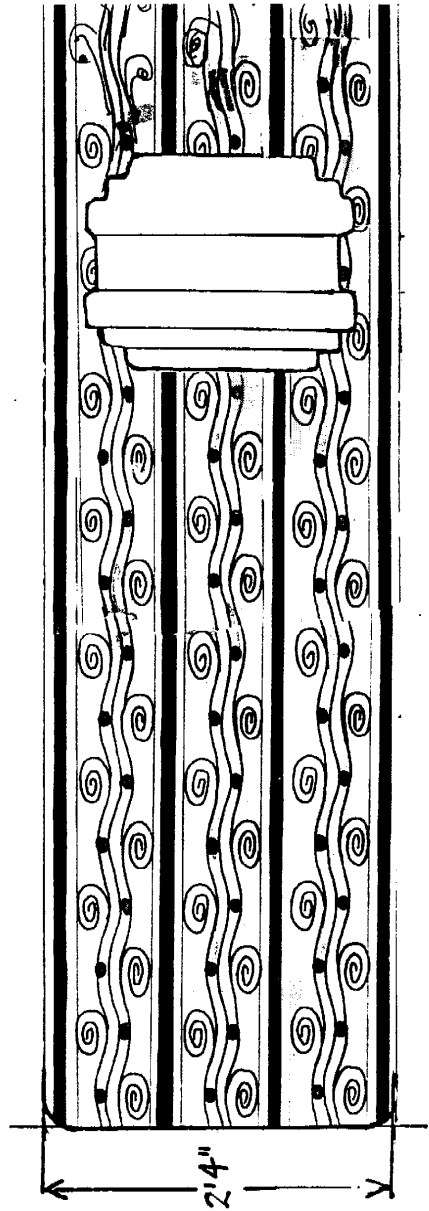
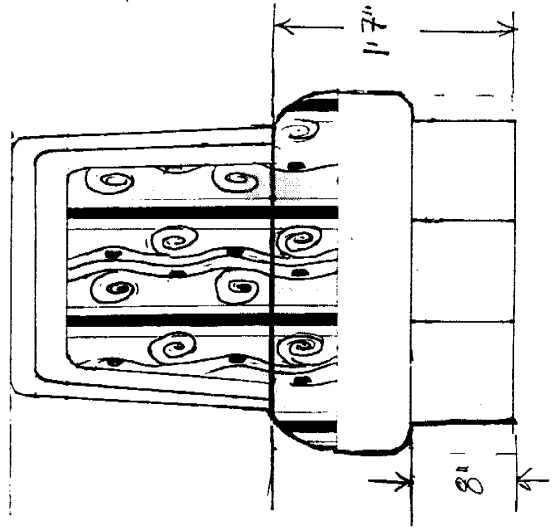
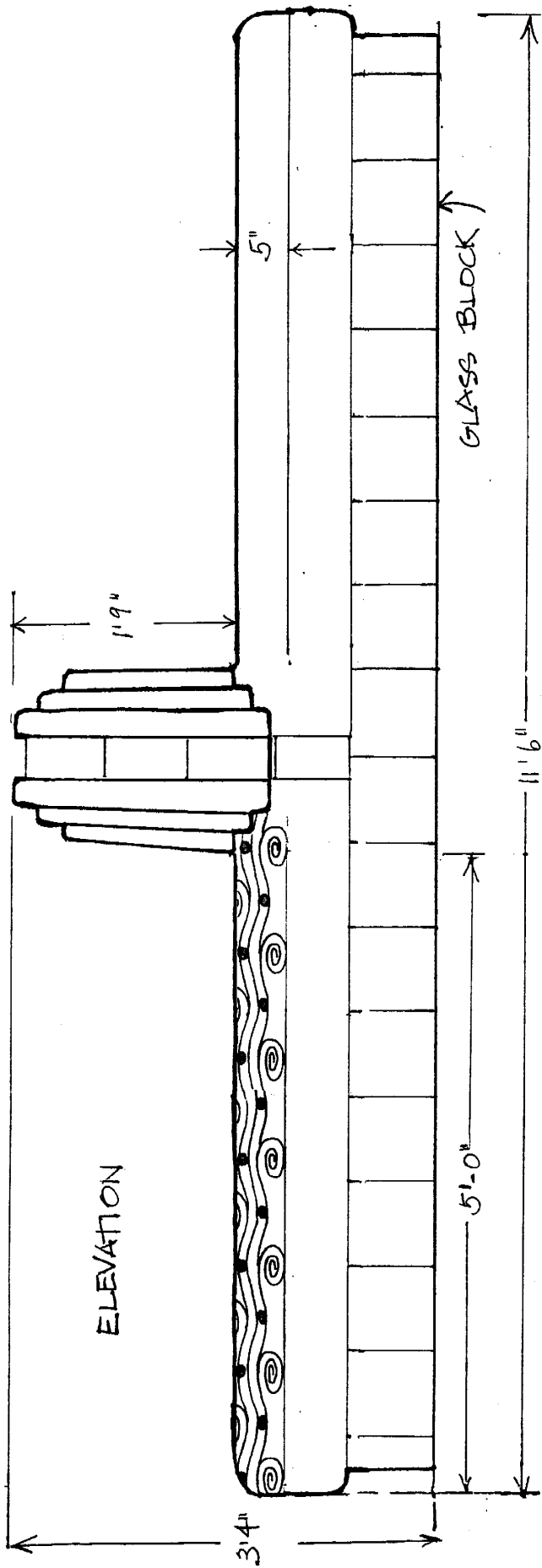
Upholstery references Art Deco overstuffed chair.



TECHNICAL INFORMATION

Form is based on period cigarette lighter.


Title	Deco Chair
Size	2' 8" h x 3' w x 3' 6" d
Weight	2750 lbs, 300 lbs psf
Material	Precast concrete
Construction	Two pieces (base & seat) Keyed together with stainless steel alignment anchor pins Anchored into plaza surface without a separate footing
Maintenance	Concrete sealer (Silane) will be applied on-site. Sealer should be reapplied annually.



2

TECHNICAL INFORMATION

Title	Art Couch
Size	3' 4" h x 11' 6" w x 2' 4" d
Weight	6500 lbs, 250 lbs psf
Material	Precast concrete with terrazzo detailing and glass block (8") Glass block is lighted from within.
Construction	Two pieces (left & right) Keyed together with stainless steel alignment anchor pins Anchored into plaza surface without a separate footing
Maintenance	Concrete sealer (Silane) will be applied on-site. Sealer should be reapplied annually.



TERRAZZO UPHOLSTERY

